911 Westin Resort & Spa, Whistler, BC V0N1B4

Offered at $620,000 | 1 bedroom | 1 bathroom | 509 square feet

9th floor 1 bedroom, 1 bathroom 590 sf luxurious suite in the elegant Westin Resort & Spa perfectly situated just steps from the Whistler Village Gondola.

.

Open your windows or step onto the balcony to breathe in the fresh mountain air. Southern views across the courtyard towards the Tantalus Mountain range, this suite is light and bright.

.

Fully equipped with galley style kitchen, spa-like bathroom with soaker tub and walk-in shower, dining table/chairs, queen bed & sofa bed, close to the elevator.

.

Westin boasts an indoor/outdoor pool, 2 hot tubs, 2 steam rooms, sauna, exercise rooms, full service spas, restaurants and retail plus meeting rooms.

Denise Brown
Associate Broker, BBA
CLHMS REDM SRS MCNE
604-902-2033
Denise@Whistler-RealEstate.ca
RE/MAX Sea to Sky Real Estate

DENISE BROWN
YOUR REAL ESTATE GOALS. MY EXPERTISE. SIMPLE.

All information deemed reliable, but not guaranteed



Compliments of Denise Brown

4090 911 Whistler Way, Village, Westin

Status:	**Active**	Type:	**Condominium**
List Date:	**08/17/2022**	List Price:	**$620,000**
City:	**Whistler**	Org Price:	**$620,000**
Area:	**Village..**	Sold Price:	
Complex:	**Westin**	GST Exmt:	**No**
Total Beds:	**1.0**	DOM:	**22**
Main Beds:	**1.0**	Size:	**590**
Bathrooms:	**1.00**	Land Size:	
Built:	**2002**	Stories:	**1**
Park Type:	**Underground**	Park Spcs:	
FP Type:	**Gas**	Fireplaces:	**1**
Suite:	**N**	Basement:	**None**
Suite Brm:		Tax:	
Suite Rent:		Tax Yr:	
TW Fee:		IUD:	
		TW Freq:	

9th floor 1 bedroom, 1 bathroom 590 sf luxurious suite in the elegant Westin Resort & Spa perfectly situated just steps from the Whistler Village Gondola. Open your windows or step onto the balcony to breathe in the fresh mountain air. 3D tour at https://rem.ax/911westin Southern views across the courtyard towards the Tantalus Mountain range, this suite is light and bright. Fully equipped with galley style kitchen, spa-like bathroom with soaker tub and walk-in shower, dining table/chairs, queen bed & sofa bed, close to the elevator. Westin boasts an indoor/outdoor pool, 2 hot tubs, 2 steam rooms, sauna, exercise rooms, full service spas, restaurants and retail plus meeting rooms.

Additional Property Information

List # :	**W051771**	Front:		Roofing:	**Metal**	Septic:	**N**
Rent Cov:	**Phase II**	Cnstrct:	**Concrete & Steel**	Heating:	**Electric/Propane**	Water:	**Municipal**
R. Mgnt Co:		ExtFinish:	**Concrete**	Plumbing:	**Mixed**	Electricity:	**Y**
R. Mgnt Ph:		Flooring:	**Mixed**	Sewer:	**Y**	Ntr Gas:	**Y**
C. Feat:	**Bar, Concierge Service, Elevator, Exercise Ro..**			Depth:			

Condominium Features

Microwave:	**Y**	Garburator:	**N**	Stove:	**Y**	Washer:	**Y**	Wind Cov:	**Y**	Sauna:	**Y**	Central Vac:	**N**
D. Washer:	**Y**	Compactor:	**N**	Fridge:	**Y**	Cable:	**Y**	Security:	**N**	Hot Tub:	**Y**	Furnishings:	**Y**
Dryer:	**Y**	AC:	**Y**	Stm Rm:	**Y**	Pool:	**Y**						

Legal Information

PID:	**024-689-009**	Plan:	**LMS4089**	Folio:	**504089378**	Lot:	**378**
Title:	**Freehold**	DisLot:	**3020 3865 48**	Block:			
Zoning:	**TA1 - Accommodation One**						

Agent Information

Agent 1:	**Denise Brown**	Phone:	**604 902 2033**	List Co:	**RE/MAX**
Agent 2:		Agent 3:			
Agent 4:					
Cm 100k:	**3.00%**	Balance:	**1.50%**		
Mort Info:					

Remarks: **Text Denise 6049022033 for availability. Phase 2 nightly rental zoning (28 days use winter, 28 days summer) IUD of 120. Westin pays strata fees, TW fees and property taxes out of revenue. Ask for specific Westin clause when writing offer. Shared washer/dryer on each floor. Owners pay discounted rate for parking. Strat Docs at https://rem.ax/911WStrata**

Print Date: **09/08/2022**

All Measurements Are Approximate; The above information is provided for the sole use of the members of The Whistler Listing System and is from sources believed reliable but should not be relied upon without verification. The Whistler Listing System assumes no responsibility for its accuracy. Not intended to solicit already listed properties.

THE WESTIN RESORT
WHISTLER

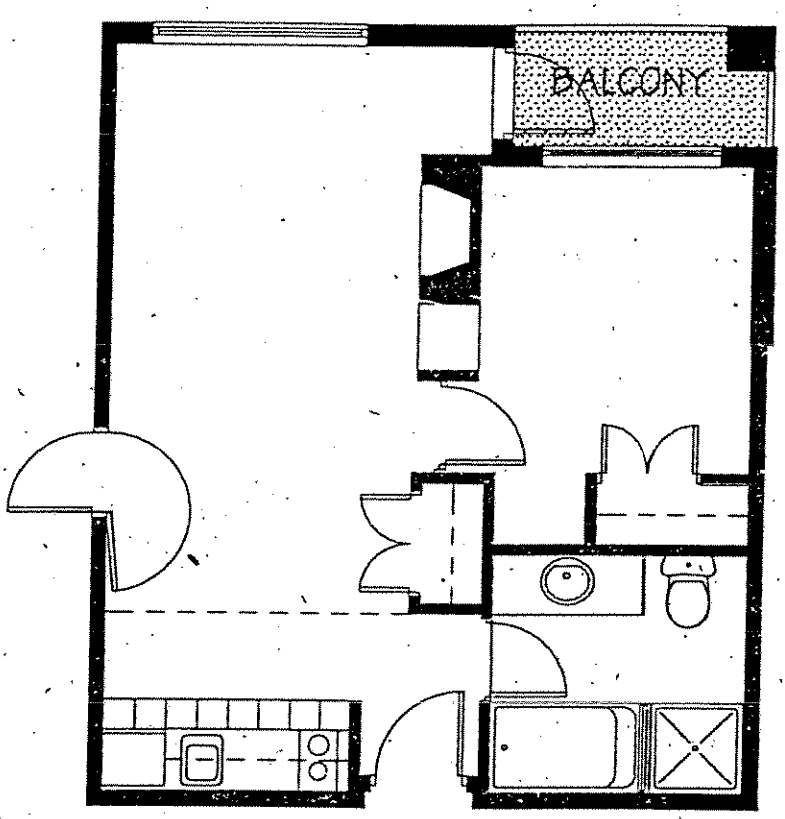

1B

One Bedroom

Approx. 513 sq. ft.

Suites 514

The Developer reserves the right to make modifications and changes to the building design, specifications and features without prior notification should they be necessary to maintain the high standards and design integrity of the hotel.

Towards West Building

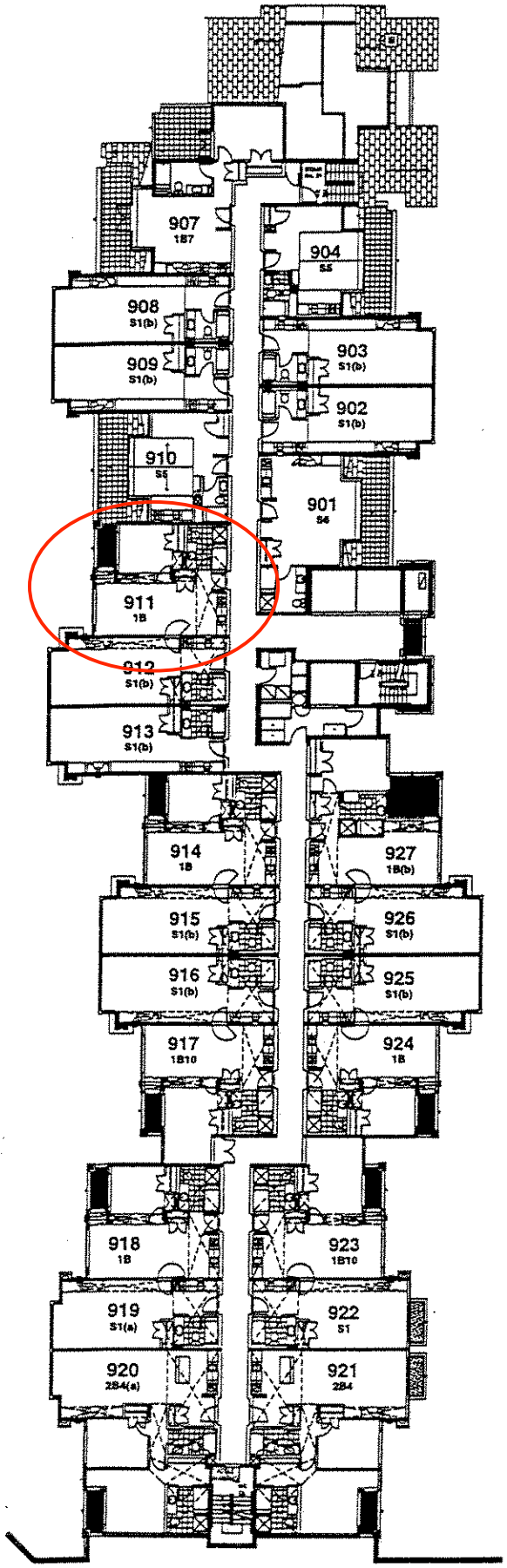

LEVEL 9 EAST BUILDING

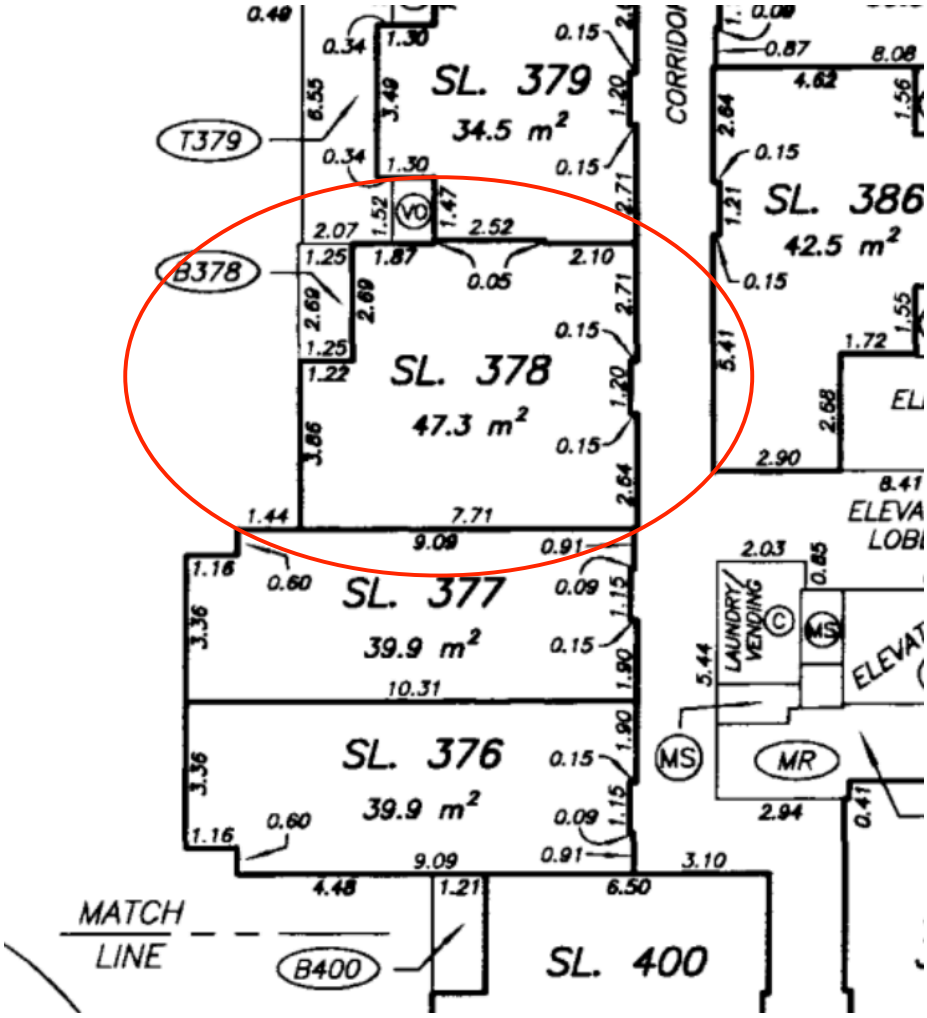
SL. 379
34.5 m²
SL. 378
47.3 m²
SL. 377
39.9 m²
SL. 376
39.9 m²
SL. 400
SL. 386
42.5 m²
T379
B378
B400
VO
CORRIDOR
LAUNDRY/ VENDING
MS
MR
MATCH LINE
ELEVATOR LOBBY

THE WESTIN RESORT & SPA

WHISTLER

Month: July
Year: 2022

Unit: 911
Interest Upon Destruction: 120

	Current Month		Year-To-Date	
Details	**This Year**	**Last Year**	**This Year**	**Last Year**
Revenues				
Room	$5,633.11	$5,106.32	$55,715.52	$14,150.22
Food and Beverage	$1,475.37	$645.28	$10,288.07	$1,563.28
Other	$598.14	$191.36	$3,499.66	$897.16
Total Revenues	**$7,706.62**	**$5,942.96**	**$69,503.25**	**$16,610.66**
Dept. and Undist.Expenses				
Total Departmental Expenses	$2,924.23	$2,087.85	$23,177.96	$9,809.24
Total Undistributed Expenses	$1,608.59	$1,103.91	$11,681.20	$6,953.60
Canada Emergency Wage Subsidy	$0.00	($767.87)	$0.00	($5,198.24)
Total Dept. and Undist.Expenses	**$4,532.82**	**$2,423.89**	**$34,859.16**	**$11,564.60**
Gross Operating Profit	**$3,173.80**	**$3,519.07**	**$34,644.09**	**$5,046.06**
Fixed Expenses and Other				
Canada Emergency Rent Subsidy	$0.00	($421.29)	$0.00	($1,721.44)
Management Fee	$277.14	$37.51	$1,836.62	$89.04
Westin Franchise Fees	$432.14	$387.19	$4,267.56	$1,079.08
Commercial Leases	$392.77	$323.02	$3,349.60	$1,316.52
Owner Council Expenses	$6.82	$6.82	$48.76	$48.76
Equipment and Other leases	$15.50	$15.50	$120.84	$103.88
Strata Fees and Contingency Reserve	$175.46	$96.41	$665.68	$922.20
Tourism Whistler Fees	$86.18	$78.74	$602.08	$555.44
Property Tax	$0.00	$0.00	$4,755.16	$4,006.80
Insurance	$159.34	$70.99	$659.32	$290.44
Total Fixed Expenses and Other	**$1,545.35**	**$594.89**	**$16,305.62**	**$6,690.72**
Misc. Charges & Other				
Add back depreciation	($574.98)	($577.27)	($4,059.88)	($4,096.62)
Depreciation	$574.98	$577.27	$4,059.88	$4,096.64
FF&E Reserve	$303.79	$231.70	$2,733.11	$651.52
Property Tax	$0.00	$0.00	($31.37)	($28.36)
Total Misc. Charges and Other	**$303.79**	**$231.70**	**$2,701.74**	**$623.18**
Cash Available For Distribution	**$1,324.66**	**$2,692.48**	**$15,636.73**	**($2,267.84)**
Distributions During Current Month				
Distribution	$1,177.09	$0.00		
Total Distributions	**$1,177.09**	**$0.00**	**$19,878.90**	**$0.00**

Cumulative Totals	
Cumulative Profit/Loss from March 17, 2000	$127,090.88
Distributions to Date	($104,261.63)
Cumulative Funds Held before Renovation Funds	$22,829.25
Cumulative Contribution to Renovation Funds	($7,817.94)
Cumulative Funds Held for owner / Owed by owner	**$15,011.31**

Gross Revenue Calendar

1	$197.46	7	$317.06	13	$399.96	19	$175.92	25	$82.74
2	$217.85	8	$338.62	14	$284.23	20	$157.66	26	$272.85
3	$140.66	9	$173.64	15	$431.73	21	$337.17	27	$183.28
4	$179.46	10	$106.39	16	$264.24	22	$272.36	28	$232.08
5	$353.74	11	$165.48	17	$304.05	23	$335.76	29	$215.78
6	$285.80	12	$154.72	18	$137.12	24	$145.45	30	$320.80
								31	$522.56

*** Owner Usage Day**

Total Gross Revenue for Reporting Period: $7,706.62

THE WESTIN RESORT & SPA

WHISTLER

Month: June
Year: 2022

Unit: 911
Interest Upon Destruction: 120

	2022	2021	2022	2021
	Current Month		Year-To-Date	
Details	**This Year**	**Last Year**	**This Year**	**Last Year**
Revenues				
Room	$4,842.69	$1,622.28	$50,082.41	$9,043.90
Food and Beverage	$2,463.89	$154.00	$8,812.70	$918.00
Other	$447.74	$78.46	$2,901.52	$705.80
Total Revenues	**$7,754.32**	**$1,854.74**	**$61,796.63**	**$10,667.70**
Dept. and Undist.Expenses				
Total Departmental Expenses	$3,521.10	$1,349.10	$20,253.90	$7,721.46
Total Undistributed Expenses	$1,479.30	$1,024.20	$10,070.84	$5,848.11
Canada Emergency Wage Subsidy	$0.00	($584.40)	$0.00	($4,430.88)
Total Dept. and Undist.Expenses	**$5,000.40**	**$1,788.90**	**$30,324.74**	**$9,138.69**
Gross Operating Profit	**$2,753.92**	**$65.84**	**$31,471.89**	**$1,529.01**
Fixed Expenses and Other				
Canada Emergency Rent Subsidy	$0.00	($147.30)	$0.00	($1,299.58)
Management Fee	$263.40	$9.00	$1,559.75	$50.68
Westin Franchise Fees	$377.70	$126.00	$3,835.39	$691.42
Commercial Leases	$400.20	$171.00	$2,957.54	$993.69
Owner Council Expenses	$6.90	$6.90	$41.63	$41.63
Equipment and Other leases	$15.60	$15.00	$104.98	$88.69
Strata Fees and Contingency Reserve	$51.00	$89.70	$490.51	$825.36
Tourism Whistler Fees	$86.40	$80.10	$515.85	$476.03
Property Tax	$1,149.00	$548.40	$4,756.68	$4,005.53
Insurance	$81.00	$36.90	$499.56	$219.01
Total Fixed Expenses and Other	**$2,431.20**	**$935.70**	**$14,761.89**	**$6,092.46**
Misc. Charges & Other				
Add back depreciation	($575.64)	($579.11)	($3,484.90)	($3,519.35)
Depreciation	$575.64	$579.11	$3,484.90	$3,519.36
FF&E Reserve	$308.07	$73.09	$2,429.32	$419.82
Property Tax	($31.37)	($28.36)	($31.37)	($28.36)
Total Misc. Charges and Other	**$276.70**	**$44.73**	**$2,397.95**	**$391.47**
Cash Available For Distribution	**$46.02**	**($914.59)**	**$14,312.05**	**($4,954.92)**
Distributions During Current Month				
Distribution	$4,668.47	$0.00		
Total Distributions	**$4,668.47**	**$0.00**	**$18,701.81**	**$0.00**
Cumulative Totals				
Cumulative Profit/Loss from March 17, 2000		$125,653.60		
Distributions to Date		($103,084.54)		
Cumulative Funds Held before Renovation Funds		$22,569.06		
Cumulative Contribution to Renovation Funds		($7,817.94)		
Cumulative Funds Held for owner / Owed by owner		**$14,751.12**		

Gross Revenue Calendar

1	$339.83	7	$314.01	13	$223.84	19	$81.68	25	$189.03
2	$215.57	8	$175.63	14	$379.73	20	$267.48	26	$112.48
3	$237.41	9	$261.40	15	$497.28	21	$391.06	27	$166.01
4	$282.95	10	$436.02	16	$252.51	22	$302.58	28	$144.60
5	$135.78	11	$220.99	17	$198.24	23	$525.19	29	$111.31
6	$270.51	12	$147.19	18	$130.35	24	$302.43	30	$441.23

THE WESTIN RESORT & SPA

WHISTLER

Month: December
Year: 2021

Unit: 911
Interest Upon Destruction: 120

	Current Month		Year-To-Date	
Details	**This Year**	**Last Year**	**This Year**	**Last Year**
Revenues				
Room	$14,499.36	$3,314.07	$43,473.66	$52,172.93
Food and Beverage	$1,094.86	$257.12	$5,854.70	$5,541.72
Other	$784.23	$256.48	$2,321.77	$3,618.96
Total Revenues	**$16,378.45**	**$3,827.67**	**$51,650.13**	**$61,333.61**
Dept. and Undist.Expenses				
Total Departmental Expenses	$3,723.10	$1,966.33	$22,002.20	$22,615.14
Total Undistributed Expenses	$1,834.58	$1,141.11	$13,961.25	$13,787.22
Canada Emergency Wage Subsidy	$0.00	($1,913.94)	($6,511.60)	($6,306.18)
Total Dept. and Undist.Expenses	**$5,557.68**	**$1,193.50**	**$29,451.85**	**$30,096.18**
Gross Operating Profit	**$10,820.77**	**$2,634.17**	**$22,198.28**	**$31,237.43**
Fixed Expenses and Other				
Canada Emergency Rent Subsidy	$0.00	$0.00	($2,438.20)	$0.00
Management Fee	$676.11	$115.94	$1,266.55	$2,035.80
Westin Franchise Fees	$1,080.97	$238.08	$3,299.60	$3,923.52
Commercial Leases	$696.57	$236.53	$3,128.05	$3,473.34
Owner Council Expenses	$6.82	$6.51	$83.95	$80.52
Equipment and Other leases	$20.77	$13.95	$186.15	$172.02
Strata Fees and Contingency Reserve	$35.96	$316.51	$1,186.25	$4,941.00
Tourism Whistler Fees	$37.51	$83.08	$744.60	$1,028.46
Property Tax	$0.00	$0.00	$4,007.70	$3,733.20
Insurance	$97.34	$35.03	$693.50	$424.56
Total Fixed Expenses and Other	**$2,652.05**	**$1,045.63**	**$12,158.15**	**$19,812.42**
Misc. Charges & Other				
Add back depreciation	($586.84)	($591.29)	($7,000.50)	($7,002.20)
Depreciation	$586.84	$591.29	$7,000.51	$7,002.19
FF&E Reserve	$629.99	$188.20	$2,014.60	$2,996.81
Miscellaneous Revenue	$0.00	$0.00	$0.00	$0.00
Miscellaneous Rounding Adj	$0.00	($2.18)	$0.00	($2.18)
Property Tax	$0.00	$0.00	($28.36)	($46.41)
Statement Correction	$0.00	$0.00	$0.00	$0.00
Total Misc. Charges and Other	**$629.99**	**$186.02**	**$1,986.25**	**$2,948.21**
Cash Available For Distribution	**$7,538.73**	**$1,402.52**	**$8,053.88**	**$8,476.80**
Distributions During Current Month				
distributions	$0.00	$0.00		
Total Distributions	**$0.00**	**$0.00**	**$0.00**	**$1,987.63**
Cumulative Totals				
Cumulative Profit/Loss from March 17, 2000		$111,342.63		
Distributions to Date		($84,382.73)		
Cumulative Funds Held before Renovation Funds		$26,959.90		
Cumulative Contribution to Renovation Funds		($7,817.94)		
Cumulative Funds Held for owner / Owed by owner		**$19,141.96**		

Gross Revenue Calendar

1	$274.66	7	$159.53	13	$300.27	19	$664.88	25	$830.56
2	$144.98	8	$187.38	14	$188.72	20	$719.50	26	$892.93
3	$342.53	9	$208.43	15	$252.66	21	$749.27	27	$1038.26
4	$419.30	10	$409.50	16	$253.99	22	$765.73	28	$949.44
5	$146.95	11	$430.33	17	$405.07	23	$654.62	29	$1060.92
6	$129.95	12	$231.06	18	$601.87	24	$858.83	30	$869.04
								31	$1237.29

THE WESTIN RESORT & SPA

WHISTLER

Month: December
Year: 2020

Unit: 911
Interest Upon Destruction: 120

	Current Month		Year-To-Date	
Details	**This Year**	**Last Year**	**This Year**	**Last Year**
Revenues				
Room	$3,314.07	$10,968.47	$52,172.93	$89,056.24
Food and Beverage	$257.12	$1,378.71	$5,541.72	$16,140.16
Other	$256.48	$724.07	$3,618.96	$5,341.60
Total Revenues	**$3,827.67**	**$13,071.25**	**$61,333.61**	**$110,538.00**
Dept. and Undist.Expenses				
Total Departmental Expenses	$1,966.33	$3,969.86	$22,615.14	$39,259.40
Total Undistributed Expenses	$1,141.11	$1,349.12	$13,787.22	$19,520.20
Canada Emergency Wage Subsidy	($1,913.94)	$0.00	($6,306.18)	$0.00
Total Dept. and Undist.Expenses	**$1,193.50**	**$5,318.98**	**$30,096.18**	**$58,779.60**
Gross Operating Profit	**$2,634.17**	**$7,752.27**	**$31,237.43**	**$51,758.40**
Fixed Expenses and Other				
Management Fee	$115.94	$2,645.16	$2,035.80	$11,894.27
Westin Franchise Fees	$238.08	$1,204.35	$3,923.52	$7,493.45
Commercial Leases	$236.53	$768.49	$3,473.34	$5,712.25
Owner Council Expenses	$6.51	$6.51	$80.52	$80.30
Equipment and Other leases	$13.95	$20.46	$172.02	$186.15
Strata Fees and Contingency Reserve	$316.51	$354.64	$4,941.00	$3,650.00
Tourism Whistler Fees	$83.08	$81.53	$1,028.46	$1,007.40
Property Tax	$0.00	$0.00	$3,733.20	$3,898.20
Insurance	$35.03	$35.03	$424.56	$412.45
Total Fixed Expenses and Other	**$1,045.63**	**$5,116.17**	**$19,812.42**	**$34,334.47**
Misc. Charges & Other				
Add back depreciation	($591.29)	($581.05)	($7,002.20)	($6,879.26)
Depreciation	$591.29	$581.05	$7,002.19	$6,879.26
FF&E Reserve	$188.20	$902.15	$2,996.81	$5,966.02
Miscellaneous Revenue	$0.00	$0.00	$0.00	$0.00
Miscellaneous Rounding Adj	($2.18)	$0.00	($2.18)	$0.00
Property Tax	$0.00	$0.00	($46.41)	($37.54)
Statement Correction	$0.00	$0.00	$0.00	$0.00
Total Misc. Charges and Other	**$186.02**	**$902.15**	**$2,948.21**	**$5,928.48**
Cash Available For Distribution	**$1,402.52**	**$1,733.95**	**$8,476.80**	**$11,495.45**
Distributions During Current Month				
Distribution	$0.00	$1,540.82		
Total Distributions	**$0.00**	**$1,540.82**	**$1,987.63**	**$10,343.79**
Cumulative Totals				
Cumulative Profit/Loss from March 17, 2000			$103,293.96	
Distributions to Date			($84,382.73)	
Cumulative Funds Held before Renovation Funds			$18,911.23	
Cumulative Contribution to Renovation Funds			($7,817.94)	
Cumulative Funds Held for owner / Owed by owner			**$11,093.29**	

Gross Revenue Calendar

1	$585.52	7	$24.70	13	$70.97	19	$129.22	25	$148.31
2	$54.44	8	$30.02	14	$168.11	20	$110.11	26	$134.46
3	$0.13	9	$36.47	15	$57.70	21	$138.18	27	$129.40
4	$54.68	10	$58.11	16	$76.05	22	$49.61	28	$145.08
5	$36.91	11	$142.72	17	$66.73	23	$102.84	29	$177.10
6	$14.54	12	$160.88	18	$109.10	24	$144.16	30	$200.40
								31	$471.02

THE WESTIN RESORT & SPA

WHISTLER

Month: December
Year: 2019

Unit: 911
Interest Upon Destruction: 120

	Current Month		Year-To-Date	
Details	**This Year**	**Last Year**	**This Year**	**Last Year**
Revenues				
Room	$10,968.47	$13,988.83	$89,056.24	$88,508.78
Food and Beverage	$1,378.71	$1,877.42	$16,140.16	$16,418.31
Other	$724.07	$539.00	$5,341.60	$5,542.70
Total Revenues	**$13,071.25**	**$16,405.25**	**$110,538.00**	**$110,469.79**
Dept. and Undist.Expenses				
Total Departmental Expenses	$3,969.86	$3,836.25	$39,259.40	$36,532.85
Total Undistributed Expenses	$1,349.12	$1,548.45	$19,520.20	$18,169.70
Total Dept. and Undist.Expenses	**$5,318.98**	**$5,384.70**	**$58,779.60**	**$54,702.55**
Gross Operating Profit	**$7,752.27**	**$11,020.55**	**$51,758.40**	**$55,767.24**
Fixed Expenses and Other				
Management Fee	$2,645.16	$1,869.62	$11,894.27	$11,412.71
Westin Franchise Fees	$1,204.35	$1,246.51	$7,493.45	$7,270.80
Commercial Leases	$768.49	$813.13	$5,712.25	$5,624.65
Owner Council Expenses	$6.51	$6.82	$80.30	$87.60
Equipment and Other leases	$20.46	$23.87	$186.15	$189.80
Strata Fees and Contingency Reserve	$354.64	$190.34	$3,650.00	$3,796.00
Tourism Whistler Fees	$81.53	$79.67	$1,007.40	$996.45
Property Tax	$0.00	$0.00	$3,898.20	$3,759.50
Insurance	$35.03	$31.00	$412.45	$339.45
Total Fixed Expenses and Other	**$5,116.17**	**$4,260.96**	**$34,334.47**	**$33,476.96**
Misc. Charges & Other				
Add back depreciation	($581.05)	($650.35)	($6,879.26)	($4,740.88)
Depreciation	$581.05	$650.35	$6,879.26	$4,740.88
FF&E Reserve	$902.15	$988.74	$5,966.02	$6,043.14
FF&E Reserve - Upgrade Capital Funds	$0.00	$0.00	$0.00	$15,635.86
Property Tax	$0.00	$0.00	($37.54)	$13.13
Total Misc. Charges and Other	**$902.15**	**$988.74**	**$5,928.48**	**$21,692.13**
Cash Available For Distribution	**$1,733.95**	**$5,770.85**	**$11,495.45**	**$598.15**
Distributions During Current Month				
Distribution	$1,540.82	$1,809.01		
Total Distributions	**$1,540.82**	**$1,809.01**	**$10,343.79**	**$11,327.89**
Cumulative Totals				
Cumulative Profit/Loss from March 17, 2000		$94,814.93		
Distributions to Date		($82,395.10)		
Cumulative Funds Held before Renovation Funds		$12,419.83		
Cumulative Contribution to Renovation Funds		($7,817.94)		
Cumulative Funds Held for owner / Owed by owner		**$4,601.89**		

Gross Revenue Calendar

1	($10.52)	* 7	$52.10	13	$386.35	19	$365.53	25	$992.62
2	$147.86	8	$236.87	14	$442.33	20	$533.50	26	$1248.37
3	$149.98	9	$139.54	15	$312.32	21	$807.36	* 27	$176.94
4	$159.39	10	$173.76	16	$403.39	* 22	$44.09	* 28	$51.75
5	$281.63	11	$128.15	17	$312.86	* 23	$122.89	29	$1469.56
* 6	$68.88	12	$237.22	18	$297.63	* 24	$73.07	30	$1573.26
								31	$1692.57

THE WESTIN RESORT & SPA

WHISTLER

Month: December
Year: 2018

Unit: 911
Interest Upon Destruction: 120

	Current Month		Year-To-Date	
Details	**This Year**	**Last Year**	**This Year**	**Last Year**
Revenues				
Room	$13,988.83	$14,495.04	$88,508.78	$82,303.40
Food and Beverage	$1,877.42	$1,228.34	$16,418.31	$17,592.56
Other	$539.00	$357.66	$5,542.70	$5,026.04
Total Revenues	**$16,405.25**	**$16,081.04**	**$110,469.79**	**$104,922.00**
Dept. and Undist.Expenses				
Total Departmental Expenses	$3,836.25	$3,494.32	$36,532.85	$35,503.55
Total Undistributed Expenses	$1,548.45	$1,665.94	$18,169.70	$17,560.15
Total Dept. and Undist.Expenses	**$5,384.70**	**$5,160.26**	**$54,702.55**	**$53,063.70**
Gross Operating Profit	**$11,020.55**	**$10,920.78**	**$55,767.24**	**$51,858.30**
Fixed Expenses and Other				
Management Fee	$1,869.62	$2,262.29	$11,412.71	$9,662.27
Westin Franchise Fees	$1,246.51	$1,309.44	$7,270.80	$6,643.00
Commercial Leases	$813.13	$808.48	$5,624.65	$5,303.45
Owner Council Expenses	$6.82	$0.00	$87.60	$0.00
Equipment and Other leases	$23.87	$14.26	$189.80	$149.65
Strata Fees and Contingency Reserve	$190.34	$183.21	$3,796.00	$2,482.00
Tourism Whistler Fees	$79.67	$80.29	$996.45	$963.60
Property Tax	$0.00	$0.00	$3,759.50	$3,613.50
Insurance	$31.00	$26.04	$339.45	$335.80
Total Fixed Expenses and Other	**$4,260.96**	**$4,684.01**	**$33,476.96**	**$29,153.27**
Misc. Charges & Other				
Add back depreciation	($650.35)	($312.23)	($4,740.88)	($2,185.51)
Depreciation	$650.35	$312.23	$4,740.88	$2,185.50
FF&E Reserve	$988.74	$755.90	$6,043.14	$4,514.90
FF&E Reserve - Upgrade Capital Funds	$0.00	$0.00	$15,635.86	$5,682.03
FF&E Reserve/Upgrade Capital Funds	$0.00	$0.00	$0.00	$0.00
Other Expenses	$0.00	$792.58	$0.00	$792.58
Property Tax	$0.00	$0.00	$13.13	$3.94
Renovation Funds	$0.00	$0.00	$0.00	$0.00
Total Misc. Charges and Other	**$988.74**	**$1,548.48**	**$21,692.13**	**$10,993.44**
Cash Available For Distribution	**$5,770.85**	**$4,688.29**	**$598.15**	**$11,711.59**
Distributions During Current Month				
Distribution	$1,809.01	$480.79		
Total Distributions	**$1,809.01**	**$480.79**	**$11,327.89**	**$5,382.86**
Cumulative Totals				
Cumulative Profit/Loss from March 17, 2000			$82,747.81	
Distributions to Date			($72,051.31)	
Cumulative Funds Held before Renovation Funds			$10,696.50	
Cumulative Contribution to Renovation Funds			($7,817.94)	
Cumulative Funds Held for owner / Owed by owner			**$2,878.56**	

Gross Revenue Calendar

1	$189.17	7	$299.32	13	$163.58	19	$408.81	25	$1171.24
2	$68.01	8	$304.53	14	$240.17	20	$473.46	26	$1549.63
3	$60.98	9	$86.49	15	$400.29	21	$668.33	27	$1368.95
4	$75.06	10	$782.08	16	$377.57	* 22	$33.00	28	$1448.90
5	$117.29	11	$244.77	17	$387.70	* 23	$48.89	29	$1581.32
6	$4.42	12	$175.86	18	$339.23	* 24	$99.70	30	$1555.50
								31	$1681.00

2018 owner personal use:
Dec 3 days
Nov 7 days
Oct 2 days
Sept 2 days
Aug 2 days
July 4 days
June 4 days
May 2 days
April 2 days
February 4 days
TOTAL 32 DAYS

THE WESTIN RESORT & SPA

WHISTLER

Month: December
Year: 2017

Unit: 911
Interest Upon Destruction: 120

	Current Month		Year-To-Date	
Details	**This Year**	**Last Year**	**This Year**	**Last Year**
Revenues				
Room	$14,495.04	$13,519.93	$82,303.40	$73,745.37
Food and Beverage	$1,228.34	$1,551.56	$17,592.56	$16,470.84
Other	$357.66	$945.15	$5,026.04	$4,267.54
Total Revenues	**$16,081.04**	**$16,016.64**	**$104,922.00**	**$94,483.75**
Dept. and Undist.Expenses				
Total Departmental Expenses	$3,494.32	$3,935.76	$35,503.55	$33,650.04
Total Undistributed Expenses	$1,665.94	$1,672.45	$17,560.15	$16,821.36
Total Dept. and Undist.Expenses	**$5,160.26**	**$5,608.21**	**$53,063.70**	**$50,471.40**
Gross Operating Profit	**$10,920.78**	**$10,408.43**	**$51,858.30**	**$44,012.35**
Fixed Expenses and Other				
Management Fee	$2,262.29	$2,151.60	$9,662.27	$7,539.91
Westin Franchise Fees	$1,309.44	$1,200.32	$6,643.00	$5,936.52
Commercial Leases	$808.48	$788.02	$5,303.45	$4,878.78
Equipment and Other leases	$14.26	$12.71	$149.65	$150.06
Strata Fees and Contingency Reserve	$183.21	$359.91	$2,482.00	$3,411.12
Tourism Whistler Fees	$80.29	$78.74	$963.60	$944.28
Property Tax	$0.00	$0.00	$3,613.50	$3,352.56
Insurance	$26.04	$29.45	$335.80	$351.36
Total Fixed Expenses and Other	**$4,684.01**	**$4,620.75**	**$29,153.27**	**$26,564.59**
Misc. Charges & Other				
Add back depreciation	($312.23)	($162.31)	($2,185.51)	($1,884.35)
Depreciation	$312.23	$162.31	$2,185.50	$1,884.37
FF&E Reserve	$755.90	$729.73	$4,514.90	$3,972.40
FF&E Reserve - Upgrade Capital Funds	$0.00	$0.00	$5,682.03	$0.00
FF&E Reserve/Upgrade Capital Funds	$0.00	$0.00	$0.00	$0.00
Other Expenses	$792.58	$0.00	$792.58	$0.00
Property Tax	$0.00	$0.00	$3.94	$2.03
Renovation Funds	$0.00	$0.00	$0.00	$0.00
Total Misc. Charges and Other	**$1,548.48**	**$729.73**	**$10,993.44**	**$3,974.45**
Cash Available For Distribution	**$4,688.29**	**$5,057.95**	**$11,711.59**	**$13,473.31**
Distributions During Current Month				
Distribution	$480.79	$0.00		
Total Distributions	**$480.79**	**$0.00**	**$5,382.86**	**$3,109.71**
Cumulative Totals				
Cumulative Profit/Loss from March 17, 2000		$82,151.40		
Distributions to Date		($60,723.42)		
Cumulative Funds Held before Renovation Funds		$21,427.98		
Cumulative Contribution to Renovation Funds		($15,635.87)		
Cumulative Funds Held for owner / Owed by owner		**$5,792.11**		

Gross Revenue Calendar

1	$118.44	7	$180.40	13	$227.57	19	$589.99	* 25	$114.35
2	$150.79	8	$185.03	14	$200.04	20	$633.99	* 26	$64.77
3	$71.56	9	$374.32	15	$399.79	21	$648.05	27	$1560.48
4	$84.36	10	$170.56	16	$497.79	22	$925.32	28	$1462.56
5	$108.43	11	$158.44	17	$524.52	23	$1051.24	29	$1538.22
6	$86.48	12	$131.30	18	$527.69	* 24	$106.38	30	$1517.26
								31	$1670.92